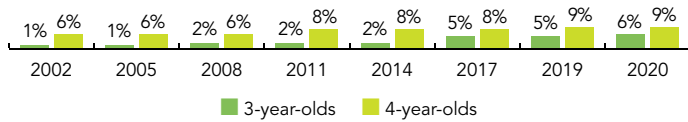
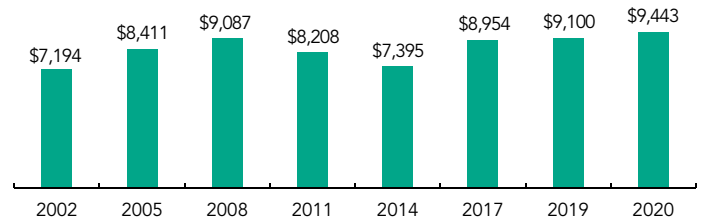


# Washington

PERCENT OF STATE POPULATION ENROLLED



STATE SPENDING PER CHILD ENROLLED (2020 DOLLARS)



## OVERVIEW

Washington preschool enrolled 14,000 children in 2019-2020, an increase of 509 children from the prior year. State funding totaled \$132,197,514, up \$9,431,608 (8%), adjusted for inflation, since last year. State spending per child equaled \$9,443 in 2019-2020, up \$343 from 2018-2019, adjusted for inflation. Washington met 8 of 10 quality standards benchmarks.

## WHAT'S NEW

Washington was one of 23 states awarded a three-year PDG B-5 renewal grant for \$11.18 million annually designed to implement the strategic plan developed with the 2018 PDG B-5 planning grant. The renewal grant also provides the Washington Department of Children, Youth, and Families (DCYF) the opportunity to implement the Early Childhood Education and Assistance Program (ECEAP) for 144 infants and toddlers and their families in 10 Washington communities.

In 2019-2020, the new ECEAP Performance Standards were released, which increase alignment with child care licensing requirements and QRIS standards. The ECEAP Tribal Pathway was created to support tribes in caring for and providing quality early learning experiences. Transitional Kindergarten was also piloted in select districts for children who are not yet five years old and have not had access to high quality preschool. ECEAP also continued participation in the Partnership for Preschool Improvement initiative. Through this work the ECEAP team set quality strategies, outcomes, metrics and goals. The funding for this work sunsets in June of 2021. Additionally, DCYF continued its efforts to revise systems, policies and practices to eliminate disparities and implement anti-racist practices in ECEAP programming.

In Spring 2020, ECEAP sites were designated essential services and many remained open during the COVID-19 pandemic. Any program that did close physically was required to provide comprehensive services remotely. There was a mix of in-person and remote instruction when the 2020-21 school year began. To learn more about ECEAP during COVID-19, you can find stories [here](#).

## BACKGROUND

In 2018, the Washington Department of Early Learning merged into the new DCYF which oversees early learning programs along with child protective services and foster care. DCYF has a goal to ensure 90% of children in the state are ready for kindergarten by 2020 with race and income eliminated as predictors of their readiness. The state ECEAP, created in 1985 to prepare 3- and 4-year-olds from low-income families for success in school and in life, is a big part of the state's strategy to accomplish this goal. In recent years, both funding and enrollment for ECEAP have been growing. ECEAP funding comes from the state general fund, the Education Legacy Trust Account funded by estate taxes, and the "opportunity pathways account" financed by lottery proceeds. In 2010, the state Legislature established the ECEAP as a statutory entitlement for all eligible children, not funded by Head Start, by the 2018-2019 school year — a deadline recently extended to 2022-2023.

ECEAP focuses on the whole child and provides comprehensive nutrition, health, education and family support services to Washington's most at-risk young children. To be eligible for ECEAP, children must be 3- or 4-years-old and live in households with an income at or below 110% of FPL, or have an IEP (regardless of income). Up to 10% of ECEAP enrollment may include children whose families do not meet the poverty requirement but experience other risk factors that could jeopardize learning, development, or school success.

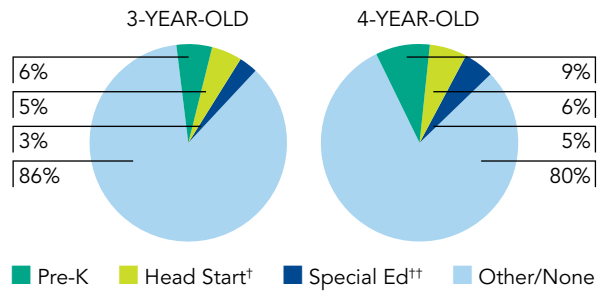
ACCESS RANKINGS		RESOURCE RANKINGS		TOTAL BENCHMARKS MET
4-YEAR-OLDS	3-YEAR-OLDS	STATE SPENDING	ALL REPORTED SPENDING	
38	17	6	8	8

# EARLY CHILDHOOD EDUCATION AND ASSISTANCE PROGRAM (ECEAP)

## ACCESS

Total state pre-K enrollment .....	14,000
School districts that offer state program .....	95% (counties)
Income requirement .....	110% FPL
Minimum hours of operation .....	3 hours/day
Operating schedule.....	School year (part- & school day); Calendar year (working-day)
Special education enrollment, ages 3 and 4 .....	10,461
Federally funded Head Start enrollment, ages 3 and 4 .....	10,841
State-funded Head Start enrollment, ages 3 and 4.....	0

## PERCENT OF POPULATION ENROLLED IN PUBLIC ECE



<sup>†</sup> Estimates children in Head Start not also enrolled in state pre-K.  
<sup>††</sup> Estimates children in special education not also enrolled in state pre-K or Head Start.

## QUALITY STANDARDS CHECKLIST

POLICY	WA PRE-K REQUIREMENT	BENCHMARK	REQUIREMENT MEETS BENCHMARK?
Early learning & development standards	Comprehensive, aligned, supported, culturally sensitive	<b>Comprehensive, aligned, supported, culturally sensitive</b>	<input checked="" type="checkbox"/>
Curriculum supports	Approval process & supports	<b>Approval process &amp; supports</b>	<input checked="" type="checkbox"/>
Teacher degree	AA	<b>BA</b>	<input type="checkbox"/>
Teacher specialized training	ECE, CD, ECE SpEd	<b>Specializing in pre-K</b>	<input checked="" type="checkbox"/>
Assistant teacher degree	CDA, 12 ECE credits, WA State ECE Certificate	<b>CDA or equivalent</b>	<input checked="" type="checkbox"/>
Staff professional development	20 hours/year (teachers); 15 hours/year (assistants); Coaching	<b>For teachers &amp; assistants: At least 15 hours/year; individual PD plans; coaching</b>	<input type="checkbox"/>
Maximum class size	20 (3- & 4-year-olds)	<b>20 or lower</b>	<input checked="" type="checkbox"/>
Staff-child ratio	1:10 (3- & 4-year-olds)	<b>1:10 or better</b>	<input checked="" type="checkbox"/>
Screening & referral	Vision, hearing, health & more	<b>Vision, hearing &amp; health screenings; &amp; referral</b>	<input checked="" type="checkbox"/>
Continuous quality improvement system	Structured classroom observations; Data used for program improvement	<b>Structured classroom observations; data used for program improvement</b>	<input checked="" type="checkbox"/>

8

For more information about the benchmarks, see the Executive Summary and Roadmap to State Profile Pages.

## RESOURCES

Total state pre-K spending .....	\$132,197,514
Local match required? .....	No
State Head Start spending .....	\$0
State spending per child enrolled .....	\$9,443
All reported spending per child enrolled* .....	\$9,443

\* Pre-K programs may receive additional funds from federal or local sources that are not included in this figure.

\*\* Head Start per-child spending includes funding only for 3- and 4-year-olds.

\*\*\* K-12 expenditures include capital spending as well as current operating expenditures.

## SPENDING PER CHILD ENROLLED

