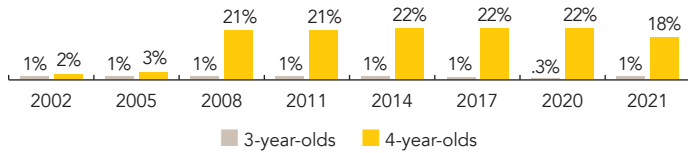
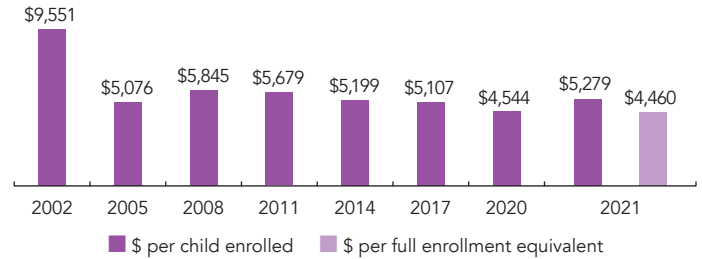


Tennessee

PERCENT OF STATE POPULATION ENROLLED



STATE SPENDING PER CHILD ENROLLED (2021 DOLLARS)



OVERVIEW

During the 2020-2021 school year, as the COVID-19 pandemic continued, Tennessee preschool enrolled 15,601 children, a decrease of 2,864 children from the prior year. State funding totaled \$82,351,190 down \$1,546,528 (2%), adjusted for inflation, since last year. State spending per child equaled \$5,279 in 2020-2021, up \$735 from 2019-2020, adjusted for inflation. Tennessee met 9 of 10 quality standards benchmarks.

WHAT'S NEW

Fall 2020 began with in-person instruction and remained open at the start of the 2021-2022 school year. Hybrid and remote learning were not permitted for the 2020-2021 school year. Classroom visits could be conducted virtually but CLASS observations were conducted both in-person and virtually.

BACKGROUND

Tennessee Voluntary Pre-K (VPK) was launched in 2005, building on the 1998 Early Childhood Education Pilot Project. VPK classrooms are now found in 138 of the state's 142 school districts. Children living in low-income households are prioritized for enrollment in VPK, as are children who are homeless or in foster care.

The Tennessee State Department of Education and Division of Early Learning and Literacy have administrative authority over VPK. Only local education agencies may apply for VPK grants, but districts may contract with private childcare agencies, Head Start agencies, institutions of higher education, public housing authorities, and any community-based or private agency with a rating of at least three stars on the state's quality rating and improvement system (QRIS). Programs contracted to provide VPK services must operate within the jurisdiction of the school district.

With commencement during the 2018-2019 school year, in-service professional development for directors, teachers, and assistant teachers in Tennessee Voluntary Pre-K increased from 24 to 30 clock hours per year, six of which were allocated to address developmentally appropriate literacy practices. Similar requirements for directors, teachers, and assistants are designed specifically to promote cooperative learning. Also, Tennessee's Early Learning and Development Standards were revised, approved, and eventually instituted in 2018.

The state also continues to implement the Pre-k Quality Act of 2016, a platform for revising the Tennessee Early Learning Development Standards. This created a shared definition of "quality" to guide quality improvements, established a vision for early learning at statewide trainings, supports curriculum implementation, provides guidance for district leaders, reduced the number of approved curricula from 37 to 3, shifted to a competitive grant application based on program quality, piloted CLASS observations, trained CLASS observers, and enforced pre-K Student Growth Portfolios statewide.

VPK relies on numerous funding sources, including general education revenue. Federal Head Start, IDEA, Title I, and other funds are used to provide the required 25% local match.

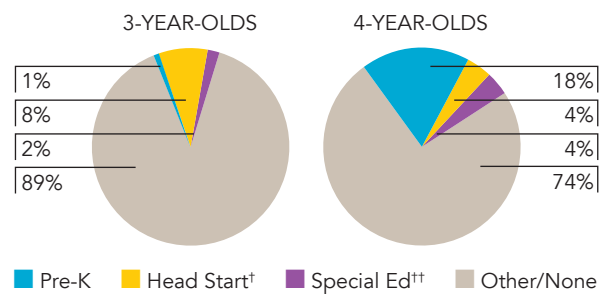
ACCESS RANKINGS		RESOURCE RANKINGS		TOTAL BENCHMARKS MET
4-YEAR-OLDS	3-YEAR-OLDS	STATE SPENDING	ALL REPORTED SPENDING	
29	30	29	30	9

TENNESSEE VOLUNTARY PRE-K (VPK)

ACCESS

Total state pre-K enrollment.....	15,601
School districts that offer state program.....	96%
Income requirement.....	185% FPL
Minimum hours of operation.....	5.5 hours/day; 5 days/week
Operating schedule.....	School or academic year
Special education enrollment, ages 3 and 4.....	6,551
Federally funded Head Start enrollment, ages 3 and 4.....	14,260
State-funded Head Start enrollment, ages 3 and 4.....	0

PERCENT OF POPULATION ENROLLED IN PUBLIC ECE



* Estimates children in Head Start not also enrolled in state pre-K.
 ** Estimates children in special education not also enrolled in state pre-K or Head Start.

QUALITY STANDARDS CHECKLIST

POLICY	TN PRE-K REQUIREMENT	BENCHMARK	REQUIREMENT MEETS BENCHMARK?
Early learning & development standards	Comprehensive, aligned, supported, culturally sensitive	Comprehensive, aligned, supported, culturally sensitive	<input checked="" type="checkbox"/>
Curriculum supports	Approval process & supports	Approval process & supports	<input checked="" type="checkbox"/>
Teacher degree	BA	BA	<input checked="" type="checkbox"/>
Teacher specialized training	ECE, CD, ECE SpEd	Specializing in pre-K	<input checked="" type="checkbox"/>
Assistant teacher degree	HSD	CDA or equivalent	<input type="checkbox"/>
Staff professional development	30 hours/year; PD plans; Coaching	For teachers & assistants: At least 15 hours/year; individual PD plans; coaching	<input checked="" type="checkbox"/>
Maximum class size	20 (3- & 4-year-olds)	20 or lower	<input checked="" type="checkbox"/>
Staff-child ratio	1:10 (3- & 4-year-olds)	1:10 or better	<input checked="" type="checkbox"/>
Screening & referral	Vision, hearing, health & more	Vision, hearing & health screenings; & referral	<input checked="" type="checkbox"/>
Continuous quality improvement system	Structured classroom observations; Data used for program improvement	Structured classroom observations; data used for program improvement	<input checked="" type="checkbox"/>

For more information about the benchmarks, see the Executive Summary and Roadmap to State Profile Pages.

9

RESOURCES

Total state pre-K spending.....	\$82,351,190
Local match required?.....	Yes
State Head Start spending.....	\$0
State spending per child enrolled.....	\$5,279
All reported spending per child enrolled*.....	\$6,787

* Pre-K programs may receive additional funds from federal or local sources that are not included in this figure.

** Head Start per-child spending includes funding only for 3- and 4-year-olds.

*** K-12 expenditures include capital spending as well as current operating expenditures.

SPENDING PER CHILD ENROLLED

