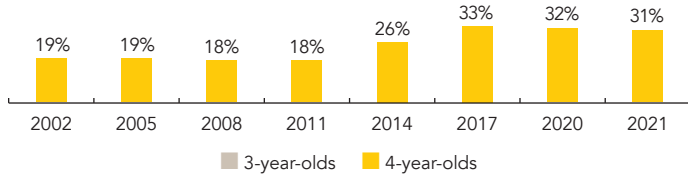
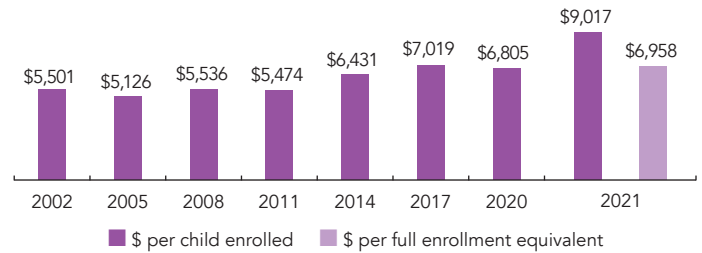


Michigan

PERCENT OF STATE POPULATION ENROLLED



STATE SPENDING PER CHILD ENROLLED (2021 DOLLARS)



OVERVIEW

During the 2020-2021 school year as the COVID-19 pandemic continued, Michigan enrolled 26,775 children in the Great Start Readiness Program (GSRP), a decrease of 10,593 children from the prior year. State funding for GSRP totaled \$249,600,000, down \$4,687,405 (2%), when adjusted for inflation, since last year. State spending per child on GSRP equaled \$9,322 in 2020-2021, up \$2,517 from 2019-2020, when adjusted for inflation. Michigan also served 9,018 children in a Developmental Kindergarten (DK) program. State spending for DK was \$73,144,988 and state spending per child was \$8,111. Michigan GSRP met 10 of 10 quality standards benchmarks and DK met 1 of 10 benchmarks.

WHAT'S NEW

In Fall 2020, GSRP programs decided if they would open physically or provide remote instruction. Much of the instruction during 2020-2021 took place virtually but by Spring 2021, most programs were physically open. Fall 2021 began with all programs open for in-person instruction. GSRP received an allocation for 2020-2021 equal to 2019-2020 which leaves the program fairly stable during the pandemic. The state legislation appropriated \$121 million in federal recovery funding to expand GSRP to serve an additional 17,000 to 22,000 eligible children over the next few years. The state legislature also approved an increase in per child funding for GSRP from \$7,250 to \$8,700 for a full-day slot.

For the first time, Michigan's Developmental Kindergarten (DK) program is included in this report.

BACKGROUND

Established in 1985, the GSRP, formerly known as Michigan School Readiness Program, provides preschool education for at-risk 4-year-olds, and is associated with the state's early childhood initiative. Starting in 2013-2014, 90% of families had to be at or below 250% FPL with some exceptions for up to 300% FPL. In 2020-2021 only, due to the COVID-19 pandemic, the income eligibility was raised to 400% FPL. Any family over-income for the remaining 10% must pay a fee on a locally determined sliding scale unless they are homeless, in foster care, or have an IEP recommending placement in an inclusive preschool setting. GSRP serves the majority of children in school-day programs to increase program dosage for children and better suit the needs of families.

Intermediate School Districts (ISDs) serve as program grantees, but they may distribute funds to local school districts and to providers in community-based settings to offer GSRP. GSRP providers must attain a three-star or higher rating in Michigan's Great Start to Quality tiered rating and improvement system.

Overall ISD funding is determined by the level of poverty in each ISD and a funding formula, with final grantee awards based on both a community needs assessment and a formula component. State funding includes a transportation fund, as well as funding specifically earmarked for recruiting families and increasing public awareness of GSRP, and \$350,000 is appropriated for ongoing statewide evaluation activities.

Michigan's Developmental Kindergarten (DK) program is the first year of a two-year kindergarten program for children who turn 5 between September 1 and December 1 or whose parents and/or schools feel they are "not ready", usually those with birthdays between July and Sept. 1. The program began after the School Aid Act of 2008 allowed children who turned 5 by December 1 to be counted in a school district's pupil membership. It is funded in the same way as kindergarten using the school funding formula and follows kindergarten requirements for class sizes, teacher qualifications, and other standards. Teachers are currently required to have a K-8 license but this will change to B-K or Prek to 3rd grade. Teachers have salary parity with K-12. All programs are full-day, and follow the school-year calendar.

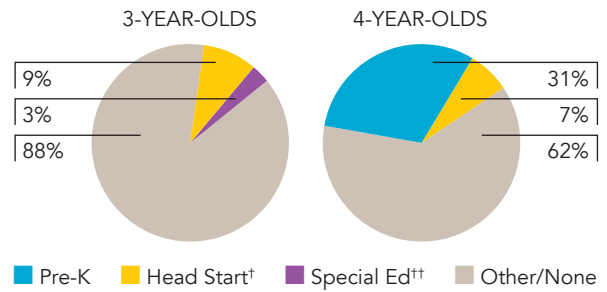
Michigan's overall support for state-funded preschool, including enrollment and funding for GSRP and DK, is depicted in the first two pages of this state profile. The third page focuses on GSRP and the fourth page provides information on DK.

MICHIGAN STATE OVERVIEW

ACCESS

Total state pre-K enrollment	35,793
Special education enrollment, ages 3 and 4	11,219
Federally funded Head Start enrollment, ages 3 and 4	23,008
State-funded Head Start enrollment, ages 3 and 4.....	0

PERCENT OF POPULATION ENROLLED IN PUBLIC ECE

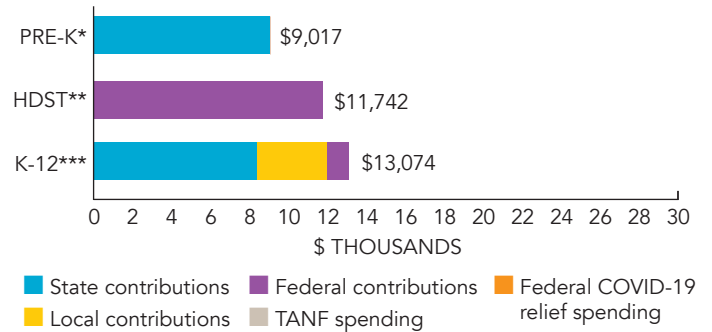


† Estimates children in Head Start not also enrolled in state pre-K.
 †† Estimates children in special education not also enrolled in state pre-K or Head Start.

RESOURCES

Total state pre-K spending	\$322,744,998
State Head Start spending	\$0
State spending per child enrolled	\$9,017
All reported spending per child enrolled*	\$9,017

SPENDING PER CHILD ENROLLED



* Pre-K programs may receive additional funds from federal or local sources that are not included in this figure.
 ** Head Start per-child spending includes funding only for 3- and 4-year-olds.
 *** K-12 expenditures include capital spending as well as current operating expenditures.

ACCESS RANKINGS	
4-YEAR-OLDS	3-YEAR-OLDS
19	None Served

RESOURCE RANKINGS	
STATE SPENDING	ALL REPORTED SPENDING
17	24

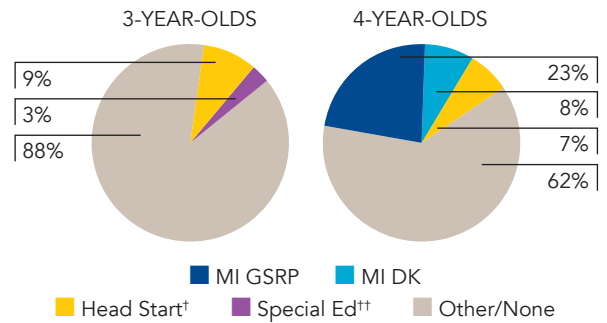
TOTAL BENCHMARKS MET	
GSRP	DK
10	1

MICHIGAN GREAT START READINESS PROGRAM

ACCESS

Total state pre-K enrollment	26,775
School districts that offer state program	99% (counties)
Income requirement	400% of FPL (due to COVID-19)
Minimum hours of operation	3 hours/day; 4 days/week
Operating schedule	Determined locally

PERCENT OF POPULATION ENROLLED IN PUBLIC ECE



† Estimates children in Head Start not also enrolled in state pre-K.
 †† Estimates children in special education not also enrolled in state pre-K or Head Start.

QUALITY STANDARDS CHECKLIST

POLICY	MI GSRP REQUIREMENT	BENCHMARK	REQUIREMENT MEETS BENCHMARK?
Early learning & development standards	Comprehensive, aligned, supported, culturally sensitive	Comprehensive, aligned, supported, culturally sensitive	<input checked="" type="checkbox"/>
Curriculum supports	Approval process & supports	Approval process & supports	<input checked="" type="checkbox"/>
Teacher degree	BA	BA	<input checked="" type="checkbox"/>
Teacher specialized training	ECE, CD, ECE SpEd	Specializing in pre-K	<input checked="" type="checkbox"/>
Assistant teacher degree	CDA or AA in ECE/CD	CDA or equivalent	<input checked="" type="checkbox"/>
Staff professional development	16 hours/year; PD plans; Coaching	For teachers & assistants: At least 15 hours/year; individual PD plans; coaching	<input checked="" type="checkbox"/>
Maximum class size	18 (4-year-olds)	20 or lower	<input checked="" type="checkbox"/>
Staff-child ratio	1:8 (4-year-olds)	1:10 or better	<input checked="" type="checkbox"/>
Screening & referral	Vision, hearing, health & more	Vision, hearing & health screenings; & referral	<input checked="" type="checkbox"/>
Continuous quality improvement system	Structured classroom observations; Data used for program improvement	Structured classroom observations; data used for program improvement	<input checked="" type="checkbox"/>

For more information about the benchmarks, see the Executive Summary and Roadmap to State Profile Pages.



RESOURCES

Total state pre-K spending	\$249,600,000
Local match required?	No
State spending per child enrolled	\$9,322 ¹
All reported spending per child enrolled*	\$9,322 ¹

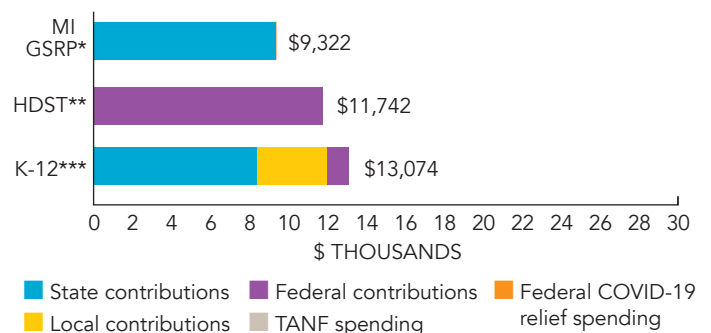
* Pre-K programs may receive additional funds from federal or local sources that are not included in this figure.

** Head Start per-child spending includes funding only for 3- and 4-year-olds.

*** K-12 expenditures include capital spending as well as current operating expenditures.

¹ While GSRP funding was flat and enrollment dropped due to COVID-19, spending per child appears as an increase due to legislative funding remaining the same in an effort to stabilize GSRP during the pandemic.

SPENDING PER CHILD ENROLLED

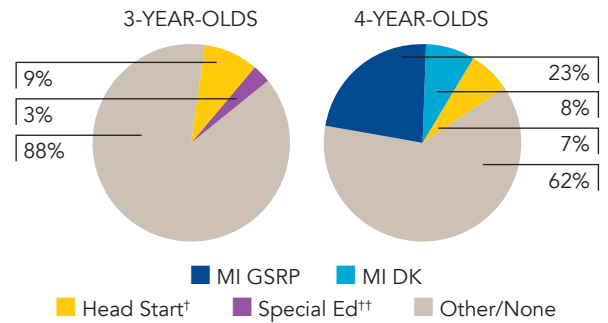


MICHIGAN DEVELOPMENTAL KINDERGARTEN

ACCESS

Total state pre-K enrollment.....	9,018
School districts that offer state program.....	47% (LEAs/ public school academies)
Income requirement.....	No income requirement
Minimum hours of operation.....	Determined locally
Operating schedule.....	School or academic year

PERCENT OF POPULATION ENROLLED IN PUBLIC ECE



† Estimates children in Head Start not also enrolled in state pre-K.
 †† Estimates children in special education not also enrolled in state pre-K or Head Start.

QUALITY STANDARDS CHECKLIST

POLICY	MI DK REQUIREMENT	BENCHMARK	REQUIREMENT MEETS BENCHMARK?
Early learning & development standards	Comprehensive, culturally sensitive	Comprehensive, aligned, supported, culturally sensitive	<input type="checkbox"/>
Curriculum supports	None	Approval process & supports	<input type="checkbox"/>
Teacher degree	BA	BA	<input checked="" type="checkbox"/>
Teacher specialized training	Elem. Ed.	Specializing in pre-K	<input type="checkbox"/>
Assistant teacher degree	HSD	CDA or equivalent	<input type="checkbox"/>
Staff professional development	150 hours (teachers only); PD plans (some teachers); Coaching (some teachers)	For teachers & assistants: At least 15 hours/year; individual PD plans; coaching	<input type="checkbox"/>
Maximum class size	No limit (4-year-olds)	20 or lower	<input type="checkbox"/>
Staff-child ratio	No limit (4-year-olds)	1:10 or better	<input type="checkbox"/>
Screening & referral	Vision & immunizations; Referrals	Vision, hearing & health screenings; & referral	<input type="checkbox"/>
Continuous quality improvement system	None	Structured classroom observations; data used for program improvement	<input type="checkbox"/>

For more information about the benchmarks, see the Executive Summary and Roadmap to State Profile Pages.

1

RESOURCES

Total state pre-K spending	\$73,144,998
Local match required?.....	No
State spending per child enrolled	\$8,111
All reported spending per child enrolled*	\$8,111

* Pre-K programs may receive additional funds from federal or local sources that are not included in this figure.

** Head Start per-child spending includes funding only for 3- and 4-year-olds.

*** K-12 expenditures include capital spending as well as current operating expenditures.

SPENDING PER CHILD ENROLLED

