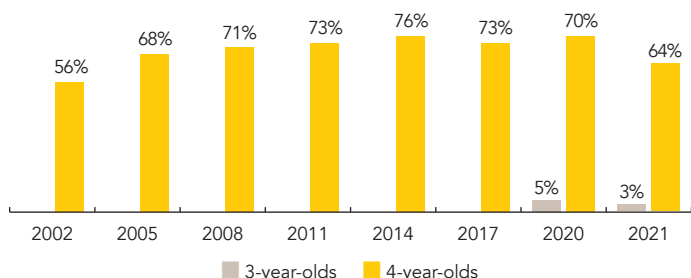
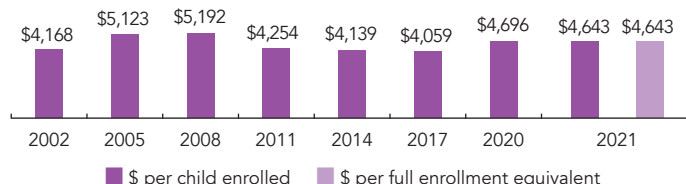


# Oklahoma

PERCENT OF STATE POPULATION ENROLLED



STATE SPENDING PER CHILD ENROLLED (2021 DOLLARS)



## OVERVIEW

During the 2020-2021 school year, as the COVID-19 pandemic continued, Oklahoma preschool enrolled 38,450 preschoolers, a decrease of 4,233 from the prior year. State funding totaled \$178,522,508, down \$21,917,036 (11%), adjusted for inflation, since last year. State spending per child equaled \$4,643 in 2020-2021, down \$53 from 2019-2020, adjusted for inflation. Oklahoma met 9 of 10 quality standards benchmarks.

## WHAT'S NEW

In Spring 2021, the Oklahoma State Department of Education (OSDE) launched the "Ready Together" recovery plan for PreK-12 students, including a webpage that serves as a hub for information on initiatives and guidance. Included in the plan are a number of large scale, state-level initiatives that support preschool programming. OSDE also started offering virtual meetings for teachers and administrators through a "Return to Learn" initiative, which includes guidance for launching instruction amid the pandemic, as well as targeted supports for distance learning.

In May 2021, the Governor of Oklahoma signed HB 1569, or the "Oklahoma Play to Learn Act," into law. The law acknowledges the importance of child-centered, play-based learning as a rigorous and appropriate way for children in the early childhood grade levels to learn important academic content. OSDE staff traveled the state during the fall of 2021, offering a 3-hour professional development session titled "Purposeful Play" where educators focused on integrating play with foundational academic concepts.

## BACKGROUND

Oklahoma launched its Early Childhood Four-Year-Old Program in 1980, intending to serve all 4-year-olds in the state. In 1990, the program received statewide funding for 4-year-olds eligible for the federal Head Start program, but local areas could choose to serve additional 4-year-olds with local funds or tuition. In 1998, Oklahoma became the second state in the nation to provide free preschool for all 4-year-olds, with 100% of school districts providing the program. In addition, funding for 3-year-olds is provided by the Oklahoma Early Childhood Program (OECF) through a pass-through from the state to public school districts.

In 2016, Oklahoma adopted the Oklahoma Academic Standards, which are vertically aligned pre-K to 12th grade standards. The Oklahoma State Department of Education is providing continuous professional development and support to help teachers and administrators successfully implement these standards to strengthen pre-K programs and provide effective instruction and learning beyond the early years.

During the 2017-2018 school year, the Integrating Professional Learning Focus was piloted in all school districts in the state. As part of this new law, all teachers are required to have individualized professional development plans and receive coaching.

In Spring 2020, the Oklahoma State Legislature approved revisions to the Oklahoma Academic Standards for Science and Fine Arts, which both included pre-K standards and emphasized play-based learning. Also passed was legislation requiring an additional layer of support for a more detailed review of instructional materials for grades PK-12. Facilitated by the OSDE, a committee of expert educators are reviewing materials to establish Tier 1, 2 or 3 level instructional materials based on a robust, subject and grade level specific rubric.

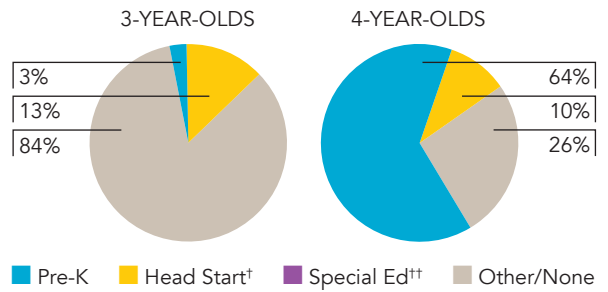
ACCESS RANKINGS		RESOURCE RANKINGS		TOTAL BENCHMARKS MET
4-YEAR-OLDS	3-YEAR-OLDS	STATE SPENDING	ALL REPORTED SPENDING	
2	20	25	7	9

# OKLAHOMA EARLY CHILDHOOD FOUR-YEAR-OLD PROGRAM

## ACCESS

Total state pre-K enrollment .....	38,450
School districts that offer state program .....	100%
Income requirement .....	No income requirement
Minimum hours of operation .....	2.5 hours/day; 5 days/week
Operating schedule .....	School or academic year
Special education enrollment, ages 3 and 4 .....	4,072
Federally funded Head Start enrollment, ages 3 and 4 .....	11,532
State-funded Head Start enrollment, ages 3 and 4 .....	0

PERCENT OF POPULATION ENROLLED IN PUBLIC ECE



† Some Head Start children may also be counted in state pre-K.  
 †† Estimates children in special education not also enrolled in state pre-K or Head Start.

## QUALITY STANDARDS CHECKLIST

POLICY	OK PRE-K REQUIREMENT	BENCHMARK	REQUIREMENT MEETS BENCHMARK?
Early learning & development standards	Comprehensive, aligned, supported, culturally sensitive	<b>Comprehensive, aligned, supported, culturally sensitive</b>	<input checked="" type="checkbox"/>
Curriculum supports	Approval process & supports	<b>Approval process &amp; supports</b>	<input checked="" type="checkbox"/>
Teacher degree	BA	<b>BA</b>	<input checked="" type="checkbox"/>
Teacher specialized training	ECE	<b>Specializing in pre-K</b>	<input checked="" type="checkbox"/>
Assistant teacher degree	HSD	<b>CDA or equivalent</b>	<input type="checkbox"/>
Staff professional development	15 hours/year; PD plans; Coaching	<b>For teachers &amp; assistants: At least 15 hours/year; individual PD plans; coaching</b>	<input checked="" type="checkbox"/>
Maximum class size	18 (3-year-olds); 20 (4-year-olds)	<b>20 or lower</b>	<input checked="" type="checkbox"/>
Staff-child ratio	1:9 (3-year-olds); 1:10 (4-year-olds)	<b>1:10 or better</b>	<input checked="" type="checkbox"/>
Screening & referral	Vision, hearing, immunizations	<b>Vision, hearing &amp; health screenings; &amp; referral</b>	<input checked="" type="checkbox"/>
Continuous quality improvement system	Structured classroom observations; Data used for program improvement	<b>Structured classroom observations; data used for program improvement</b>	<input checked="" type="checkbox"/>

For more information about the benchmarks, see the Executive Summary and Roadmap to State Profile Pages.

9

## RESOURCES

Total state pre-K spending .....	\$178,522,508
Local match required? .....	No
State Head Start spending .....	\$1,656,869
State spending per child enrolled .....	\$4,643
All reported spending per child enrolled* .....	\$10,215

\* Pre-K programs may receive additional funds from federal or local sources that are not included in this figure.  
 \*\* Head Start per-child spending includes funding only for 3- and 4-year-olds.  
 \*\*\* K-12 expenditures include capital spending as well as current operating expenditures.

SPENDING PER CHILD ENROLLED

