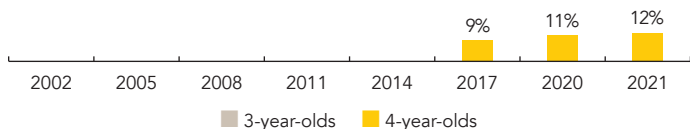
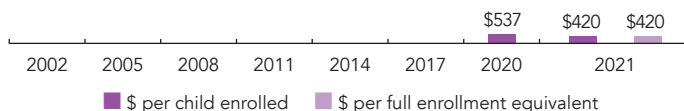


North Dakota

PERCENT OF STATE POPULATION ENROLLED



STATE SPENDING PER CHILD ENROLLED (2021 DOLLARS)



OVERVIEW

During the 2020-2021 school year, as the COVID-19 pandemic continued, North Dakota preschool enrolled 1,354 children, an increase of 119 4-year-olds from the prior year. State funding totaled \$568,110, down \$94,768 (14%), adjusted for inflation, since last year. State spending per child equaled \$420 in 2020-2021, down \$117 from 2019-2020, adjusted for inflation. North Dakota met 2 of 10 quality standards benchmarks.

WHAT'S NEW

During the 67th Legislative Assembly, a new competitive grant program was authorized for 4-year-olds. The Best-In-Class program is designed to provide children with quality early childhood experiences the year before kindergarten. Funding was removed from the Early Childhood Education Grant program in the Department of Commerce budget, and funding for the Best-In-Class programs was transferred to the Department of Human Services budget. For the 2021-2022 school year, 17 previous grant recipients applied to participate in the Best-in Class program, and 14 were awarded funding.

BACKGROUND

Beginning in the 2017-2018 school year, North Dakota's legislature provided Early Childhood Education Program Grants through a biennial appropriation to the state Department of Commerce. The program provides services in 55 districts for at least 400 hours over 32 weeks per year. All program providers are also required to incorporate at least 10 hours of research-based parent involvement activities. Four-year-old children who are eligible for free or reduced-price lunch are eligible for the program.

The North Dakota Department of Public Instruction (NDDPI) has other early childhood education initiatives as well, including grant opportunities for educators and school districts. Early Childhood Continuing Education Grants of up to \$3,000 every two years enable lead and assistant teachers in pre-kindergarten, Head Start, and child care to enhance their credentials at North Dakota state colleges and universities.

The North Dakota Early Learning Standards Birth-Kindergarten, revised in 2018, are voluntary and cover multiple domains including social-emotional development, language development, physical well-being and motor development, approaches toward learning, and cognitive and general knowledge. The standards were aligned with the state's kindergarten standards and the Head Start Child Outcomes Framework. The state sponsors professional development aligned with these standards for early childhood professionals.

In 2018, NDDPI was awarded \$2,275,771 under the Preschool Development Grant Birth through Five. With this funding, NDDPI developed online professional development courses covering multiple domains of the State's Early Learning Standards, developed a foundation to support an Early Childhood Integrated Data System, and completed a comprehensive Needs Assessment and Strategic Plan to guide the State's efforts.

ACCESS RANKINGS	
4-YEAR-OLDS	3-YEAR-OLDS
33	None Served

RESOURCE RANKINGS	
STATE SPENDING	ALL REPORTED SPENDING
45	45

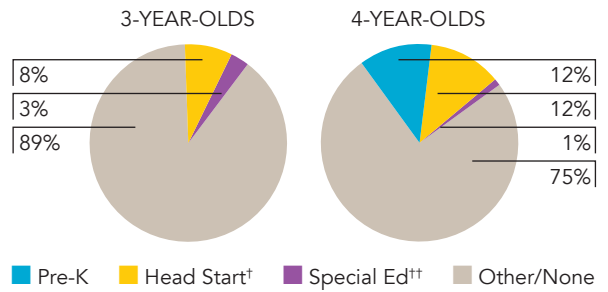
TOTAL BENCHMARKS MET
2

NORTH DAKOTA EARLY CHILDHOOD EDUCATION GRANT PROGRAM

ACCESS

Total state pre-K enrollment	1,354
School districts that offer state program	33%
Income requirement	185% FPL
Minimum hours of operation	400 hours/year
Operating schedule	School or academic year
Special education enrollment, ages 3 and 4	1,301
Federally funded Head Start enrollment, ages 3 and 4	2,125
State-funded Head Start enrollment, ages 3 and 4	0

PERCENT OF POPULATION ENROLLED IN PUBLIC ECE



† Estimates children in Head Start not also enrolled in state pre-K.
 †† Estimates children in special education not also enrolled in state pre-K or Head Start.

QUALITY STANDARDS CHECKLIST

POLICY	ND PRE-K REQUIREMENT	BENCHMARK	REQUIREMENT MEETS BENCHMARK?
Early learning & development standards	Comprehensive, aligned, supported, culturally sensitive	Comprehensive, aligned, supported, culturally sensitive	<input checked="" type="checkbox"/>
Curriculum supports	None	Approval process & supports	<input type="checkbox"/>
Teacher degree	BA	BA	<input checked="" type="checkbox"/>
Teacher specialized training	ECE, EE with K (public); CD, EE with K (nonpublic)	Specializing in pre-K	<input type="checkbox"/>
Assistant teacher degree	HSD (public); None (nonpublic)	CDA or equivalent	<input type="checkbox"/>
Staff professional development	PD hours vary by license; PD plans (public teachers only)	For teachers & assistants: At least 15 hours/year; individual PD plans; coaching	<input type="checkbox"/>
Maximum class size	No limit (4-year-olds)	20 or lower	<input type="checkbox"/>
Staff-child ratio	No limit (4-year-olds)	1:10 or better	<input type="checkbox"/>
Screening & referral	None	Vision, hearing & health screenings; & referral	<input type="checkbox"/>
Continuous quality improvement system	None	Structured classroom observations; data used for program improvement	<input type="checkbox"/>

For more information about the benchmarks, see the Executive Summary and Roadmap to State Profile Pages.



RESOURCES

Total state pre-K spending	\$568,110
Local match required?	No
State Head Start spending	\$0
State spending per child enrolled	\$420
All reported spending per child enrolled*	\$420

* Pre-K programs may receive additional funds from federal or local sources that are not included in this figure.
 ** Head Start per-child spending includes funding only for 3- and 4-year-olds.
 *** K-12 expenditures include capital spending as well as current operating expenditures.

SPENDING PER CHILD ENROLLED

