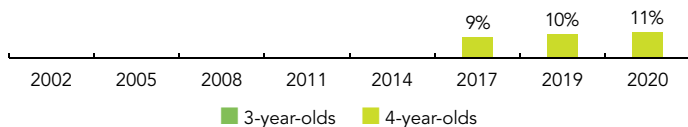
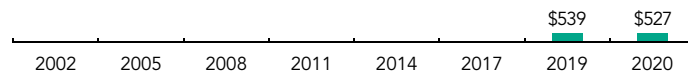


North Dakota

PERCENT OF STATE POPULATION ENROLLED



STATE SPENDING PER CHILD ENROLLED (2020 DOLLARS)



OVERVIEW

North Dakota preschool enrolled 1,235 children in 2019-2020, an increase of 173 4-year-olds from the prior year. State funding totaled \$650,659, up \$78,438 (14%), adjusted for inflation, since last year. State spending per child equaled \$527 in 2019-2020, down \$12 from 2018-2019, adjusted for inflation. North Dakota met 2 of 10 quality standards benchmarks.

WHAT'S NEW

In March 2020, state-funded preschool programs closed due to the COVID-19 pandemic, and providers were permitted to determine locally whether remote services were provided. Through the K-12 North Dakota Smart Restart Guidelines, the state provided optional guidance to preschool providers.

BACKGROUND

Beginning in the 2017-2018 school year, North Dakota's legislature provided Early Childhood Education Program Grants through a biennial appropriation to the state Department of Commerce. The program provides services in 55 districts for at least 400 hours over 32 weeks per year. All program providers are also required to incorporate at least 10 hours of research-based parent involvement activities. Four-year-old children who are eligible for free or reduced-price lunch are eligible for the program.

The North Dakota Department of Public Instruction (NDDPI) has other early childhood education initiatives as well, including grant opportunities for educators and school districts. Early Childhood Continuing Education Grants of up to \$3,000 every two years enable lead and assistant teachers in pre-kindergarten, Head Start, and child care to enhance their credentials at North Dakota state colleges and universities.

The North Dakota Early Learning Standards Birth-Kindergarten, revised in 2018, are voluntary and cover multiple domains including social-emotional development, language development, physical well-being and motor development, approaches toward learning, and cognitive and general knowledge. The standards were aligned with the state's kindergarten standards and the Head Start Child Outcomes Framework. The state sponsors professional development aligned with these standards for early childhood professionals.

In 2018, NDDPI was awarded \$2,275,771 under the Preschool Development Grant Birth through Five. With this funding, NDDPI developed online professional development courses covering multiple domains of the State's Early Learning Standards, developed a foundation to support an Early Childhood Integrated Data System, and completed a comprehensive Needs Assessment and Strategic Plan to guide the State's efforts.

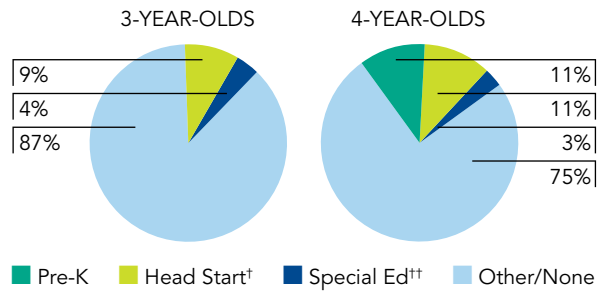
ACCESS RANKINGS		RESOURCE RANKINGS		TOTAL BENCHMARKS MET
4-YEAR-OLDS	3-YEAR-OLDS	STATE SPENDING	ALL REPORTED SPENDING	
35	None Served	45	45	2

NORTH DAKOTA EARLY CHILDHOOD EDUCATION GRANT PROGRAM

ACCESS

Total state pre-K enrollment	1,235
School districts that offer state program	31%
Income requirement	185% FPL
Minimum hours of operation	Determined locally
Operating schedule	Determined locally
Special education enrollment, ages 3 and 4	1,499
Federally funded Head Start enrollment, ages 3 and 4	2,118
State-funded Head Start enrollment, ages 3 and 4	0

PERCENT OF POPULATION ENROLLED IN PUBLIC ECE



† Estimates children in Head Start not also enrolled in state pre-K.
 †† Estimates children in special education not also enrolled in state pre-K or Head Start.

QUALITY STANDARDS CHECKLIST

POLICY	ND PRE-K REQUIREMENT	BENCHMARK	REQUIREMENT MEETS BENCHMARK?
Early learning & development standards	Comprehensive, aligned, supported, culturally sensitive	Comprehensive, aligned, supported, culturally sensitive	<input checked="" type="checkbox"/>
Curriculum supports	None	Approval process & supports	<input type="checkbox"/>
Teacher degree	BA	BA	<input checked="" type="checkbox"/>
Teacher specialized training	ECE, EE with K (public); CD, EE with K (nonpublic)	Specializing in pre-K	<input type="checkbox"/>
Assistant teacher degree	HSD (public); None (nonpublic)	CDA or equivalent	<input type="checkbox"/>
Staff professional development	PD hours vary by license; PD plans (public teachers only)	For teachers & assistants: At least 15 hours/year; individual PD plans; coaching	<input type="checkbox"/>
Maximum class size	No limit (4-year-olds)	20 or lower	<input type="checkbox"/>
Staff-child ratio	No limit (4-year-olds)	1:10 or better	<input type="checkbox"/>
Screening & referral	None	Vision, hearing & health screenings; & referral	<input type="checkbox"/>
Continuous quality improvement system	None	Structured classroom observations; data used for program improvement	<input type="checkbox"/>

For more information about the benchmarks, see the Executive Summary and Roadmap to State Profile Pages.



RESOURCES

Total state pre-K spending	\$650,659
Local match required?	No
State Head Start spending	\$0
State spending per child enrolled	\$527
All reported spending per child enrolled*	\$527

* Pre-K programs may receive additional funds from federal or local sources that are not included in this figure.

** Head Start per-child spending includes funding only for 3- and 4-year-olds.

*** K-12 expenditures include capital spending as well as current operating expenditures.

SPENDING PER CHILD ENROLLED

