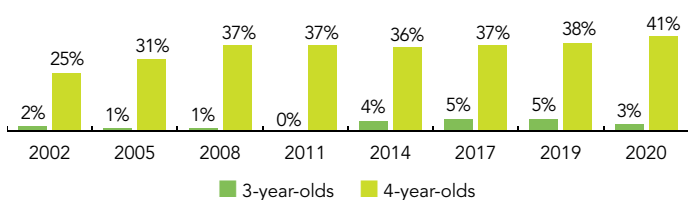
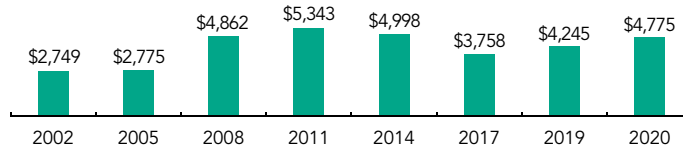


Maryland

PERCENT OF STATE POPULATION ENROLLED



STATE SPENDING PER CHILD ENROLLED (2020 DOLLARS)



OVERVIEW

Maryland preschool enrolled 33,109 children in 2019-2020, an increase of 1,047 children from the prior year. State funding totaled \$158,104,001, up \$21,990,968 (16%), adjusted for inflation, since last year. State spending per child equaled \$4,775 in 2019-2020, up \$530 from 2018-2019, adjusted for inflation. Maryland met 7 of 10 quality standards benchmarks.

WHAT'S NEW

In the 2020 legislative session, the Blueprint for Maryland's Future bill was passed, and included significant investments in early childhood. Although the bill was vetoed by Governor Hogan, he did provide \$380.8 million funding in the FY2021 budget for Maryland's Future Grant Program, which included \$45.6 million for the Early Childhood Expansion (ECE) Grants and an estimated \$64 million for the Prekindergarten Supplemental Grants. The ECE Grants would allow for \$20 million in additional funding for the Prekindergarten Expansion Grants (on top of the \$26.6 million in existing Prekindergarten Expansion Grant funding). However, the pandemic and economic crisis resulted in uncertainty in terms of future funding, so many local school systems were reluctant to expand their prekindergarten programs.

Also, in December 2019, Maryland was one of 23 states awarded a three-year PDG B-5 renewal grant for \$8,942,996 designed to implement the strategic plan developed with the 2018 PDG B-5 planning grant.

All public schools and community-based child care programs were physically closed in Spring 2020 due to COVID-19, however, some community-based child care programs reopened to provide child care for children of essential workers. All programs were required to provide remote instruction if physically closed.

BACKGROUND

Maryland created the Extended Elementary Education Program (EEEP) in 1980 as a pilot preschool program in Baltimore City and Prince George's County. The Maryland Prekindergarten Program was started in 2002, giving local boards of education until 2007 to provide pre-K in public schools to all 4-year-olds from families with incomes at or below 185% FPL. Maryland enacted the Prekindergarten Expansion Act in 2014, adding \$4.3 million per year to increase access to full-day public pre-K for 4-year-olds from families with household incomes up to 300% FPL.

The Division of Early Childhood (DEC) in the MSDE is responsible for early care and education. Funding for the Maryland Prekindergarten Program is provided through a school funding formula and is based on the K-12 per pupil amount, to support eligible children attending half-day programs. DEC staff monitor pre-K programs funded through the Prekindergarten Expansion Grants annually using a self-developed checklist. Prekindergarten Expansion Grantees are required to participate in Maryland EXCELS, the state's QRIS, and are able to access targeted technical assistance.

Maryland also has 53 "Judy Centers" located in Title 1 schools that work collaboratively with elementary schools and community-based providers to offer comprehensive, year-round early learning services for children birth to age 6.

Through recommendations from the Kirwan Commission, prekindergarten supplemental grants were provided to local boards of education, in which all additional prekindergarten students are provided full-day prekindergarten for fiscal years 2018 through 2020. The supplemental prekindergarten grant for eligible local boards equals the State share of the per pupil foundation amount multiplied by the number of full-time equivalent eligible children enrolled in a public full-day pre-K program on September 30 of the previous school year. The grant program phases in between 2018 and 2020. In 2020, the program was extended to all local boards of education for any 4-year-old served in full-day prekindergarten.

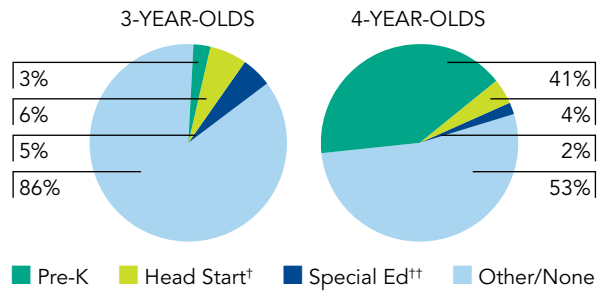
ACCESS RANKINGS		RESOURCE RANKINGS		TOTAL BENCHMARKS MET
4-YEAR-OLDS	3-YEAR-OLDS	STATE SPENDING	ALL REPORTED SPENDING	
13	22	23	13	7

MARYLAND PREKINDERGARTEN PROGRAM

ACCESS

Total state pre-K enrollment	33,109
School districts that offer state program	24%
Income requirement	185% FPL
Minimum hours of operation	2.5 hours/day; 5 days/week
Operating schedule	School or academic year
Special education enrollment, ages 3 and 4	9,695
Federally funded Head Start enrollment, ages 3 and 4	7,546
State-funded Head Start enrollment, ages 3 and 4	3

PERCENT OF POPULATION ENROLLED IN PUBLIC ECE



† Estimates children in Head Start not also enrolled in state pre-K.
 †† Estimates children in special education not also enrolled in state pre-K or Head Start.

QUALITY STANDARDS CHECKLIST

POLICY	MD PRE-K REQUIREMENT	BENCHMARK	REQUIREMENT MEETS BENCHMARK?
Early learning & development standards	Comprehensive, aligned, supported, culturally sensitive	Comprehensive, aligned, supported, culturally sensitive	<input checked="" type="checkbox"/>
Curriculum supports	Approval process & supports	Approval process & supports	<input checked="" type="checkbox"/>
Teacher degree	BA	BA	<input checked="" type="checkbox"/>
Teacher specialized training	ECE	Specializing in pre-K	<input checked="" type="checkbox"/>
Assistant teacher degree	HSD	CDA or equivalent	<input type="checkbox"/>
Staff professional development	6 credit hours/5 years (teachers); 24 hours/year (assistants); PD plans	For teachers & assistants: At least 15 hours/year; individual PD plans; coaching	<input type="checkbox"/>
Maximum class size	Average of 20 (3- & 4-year-olds)	20 or lower	<input type="checkbox"/>
Staff-child ratio	1:10 (3- & 4-year-olds)	1:10 or better	<input checked="" type="checkbox"/>
Screening & referral	Vision, hearing, health & more	Vision, hearing & health screenings; & referral	<input checked="" type="checkbox"/>
Continuous quality improvement system	Structured classroom observations; Data used for program improvement	Structured classroom observations; data used for program improvement	<input checked="" type="checkbox"/>

For more information about the benchmarks, see the Executive Summary and Roadmap to State Profile Pages.

7

RESOURCES

Total state pre-K spending	\$158,104,001
Local match required?	No
State Head Start spending	\$1,800,000
State spending per child enrolled	\$4,775
All reported spending per child enrolled*	\$8,780

* Pre-K programs may receive additional funds from federal or local sources that are not included in this figure.
 ** Head Start per-child spending includes funding only for 3- and 4-year-olds.
 *** K-12 expenditures include capital spending as well as current operating expenditures.

SPENDING PER CHILD ENROLLED

