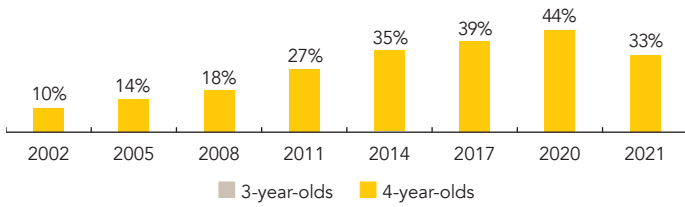
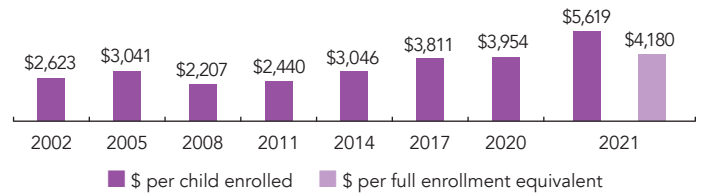


Maine

PERCENT OF STATE POPULATION ENROLLED



STATE SPENDING PER CHILD ENROLLED (2021 DOLLARS)



OVERVIEW

During the 2020-2021 school year, as the COVID-19 pandemic continued, Maine preschool enrolled 4,579 children, a decrease of 1,576 children from the prior year. State funding totaled \$25,728,271, up \$1,392,128 (6%), adjusted for inflation, since last year. State spending per child equaled \$5,619 in 2020-2021, up \$1,665 from 2019-2020, adjusted for inflation. Maine met 9 of 10 quality standards benchmarks.

WHAT'S NEW

There was a mix of in-person and remote instruction during the 2020-2021 school year, but the vast majority of programs were physically open in Fall 2021. Emergency orders were in place to attract new educators to apply and to make the certification process easier. Extensions were provided for educators who did not renew their certifications on time in 2020. New legislation passed in 2021 adopted some of the relaxed requirements, such as making the PRAXIS optional; lead teachers, however, are still required to have a BA with a focus in ECE. Classroom observations were not conducted during the 2020-2021 school year, but site visits are resuming during the 2021-2022 school year. Schools determined locally whether to offer summer programs and some accessed federal funds to do so.

Maine's Public Preschool program was successful in securing \$10 million in ARPA funding from the Governor's office to support the expansion of public Pre-K in Maine. This funding will support expansion efforts in the 2022-2023 and 2023-2024 school years through an application process.

BACKGROUND

Maine established its Two-Year Kindergarten initiative in 1983 by allocating resources to local districts through the school funding formula. Since 2007, state-funded programs for 4-year-olds have been separately defined as the Public Preschool Program (PPP), still funded through Maine's school funding formula, with a distribution of funds to 152 of the 194 (78.4%) school administrative units (SAUs) that operate kindergarten.

PPP classrooms function as either stand-alone programs located in public schools or SAUs partner with community-based child care programs or Head Start agencies. Schools are required to provide a local match to draw down a per-pupil state subsidy. The required local match is part of the school funding formula based on property wealth.

Maine's Public Preschool Program Standards, promulgated as a regulation in December 2014, outlined programmatic changes including reduced child-staff ratio and group size, the use of evidence-based curricula, and child screening and assessments.

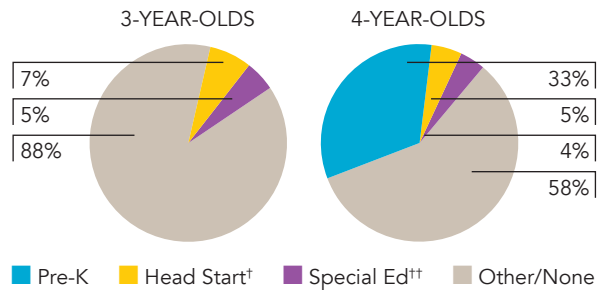
ACCESS RANKINGS		RESOURCE RANKINGS		TOTAL BENCHMARKS MET
4-YEAR-OLDS	3-YEAR-OLDS	STATE SPENDING	ALL REPORTED SPENDING	
15	None Served	32	14	9

MAINE PUBLIC PRESCHOOL PROGRAM

ACCESS

Total state pre-K enrollment	4,579
School districts that offer state program	78% (eligible school administrative units)
Income requirement	No income requirement
Minimum hours of operation	10 hours/week
Operating schedule	School or academic year
Special education enrollment, ages 3 and 4	2,302
Federally funded Head Start enrollment, ages 3 and 4	2,193
State-funded Head Start enrollment, ages 3 and 4	0

PERCENT OF POPULATION ENROLLED IN PUBLIC ECE



† Estimates children in Head Start not also enrolled in state pre-K.
 ** Estimates children in special education not also enrolled in state pre-K or Head Start.

QUALITY STANDARDS CHECKLIST

POLICY	ME PRE-K REQUIREMENT	BENCHMARK	REQUIREMENT MEETS BENCHMARK?
Early learning & development standards	Comprehensive, aligned, supported, culturally sensitive	Comprehensive, aligned, supported, culturally sensitive	<input checked="" type="checkbox"/>
Curriculum supports	Approval process & supports	Approval process & supports	<input checked="" type="checkbox"/>
Teacher degree	BA	BA	<input checked="" type="checkbox"/>
Teacher specialized training	ECE	Specializing in pre-K	<input checked="" type="checkbox"/>
Assistant teacher degree	Educator Technician II (at least 9 ECE credits)	CDA or equivalent	<input checked="" type="checkbox"/>
Staff professional development	6 credit hours/5 years (teachers only); PD plans (teachers only)	For teachers & assistants: At least 15 hours/year; individual PD plans; coaching	<input type="checkbox"/>
Maximum class size	16 (4-year-olds)	20 or lower	<input checked="" type="checkbox"/>
Staff-child ratio	1:8 (4-year-olds)	1:10 or better	<input checked="" type="checkbox"/>
Screening & referral	Vision, hearing, health & more	Vision, hearing & health screenings; & referral	<input checked="" type="checkbox"/>
Continuous quality improvement system	Structured classroom observations; Data used for program improvement	Structured classroom observations; data used for program improvement	<input checked="" type="checkbox"/>

For more information about the benchmarks, see the Executive Summary and Roadmap to State Profile Pages.

9

RESOURCES

Total state pre-K spending	\$25,728,271
Local match required?	Yes
State Head Start spending	\$0
State spending per child enrolled	\$5,619
All reported spending per child enrolled*	\$11,620

* Pre-K programs may receive additional funds from federal or local sources that are not included in this figure.
 ** Head Start per-child spending includes funding only for 3- and 4-year-olds.
 *** K-12 expenditures include capital spending as well as current operating expenditures.

SPENDING PER CHILD ENROLLED

