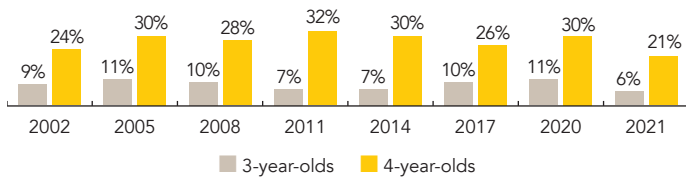
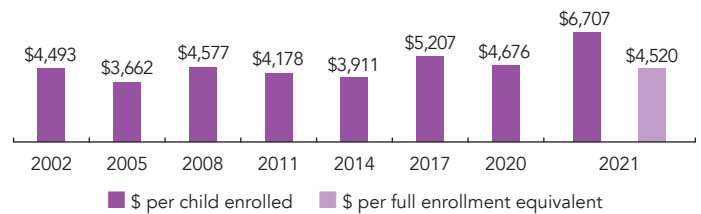


Kentucky

PERCENT OF STATE POPULATION ENROLLED



STATE SPENDING PER CHILD ENROLLED (2021 DOLLARS)



OVERVIEW

During the 2020-2021 school year, as the COVID-19 pandemic continued, Kentucky preschool enrolled 15,424 children, a decrease of 7,463 children from the prior year. State funding totaled \$100,654,195, with an additional \$2,793,667 in federal recovery funds, down \$3,578,168 (3%), adjusted for inflation, since last year. State spending per child equaled \$6,707 in 2020-2021, up \$2,031 from 2019-2020, adjusted for inflation. Kentucky met 8 of 10 quality standards benchmarks.

WHAT'S NEW

There was a mix of in-person and remote instruction at the beginning of the 2020-2021 school year, but all programs were physically opened in Fall 2021. While the timeline for completing child development and health screenings was waived during the 2020-2021 school year, the timeline was not waived in 2021-2022. A total of \$73,738 in GEERS, \$688,438 in CARES, \$1,169,697 in ESSER, and \$861,793 in CRRSA funds were distributed to local programs to support preschool. The Kentucky Department of Education is not conducting site visits or structured classroom observations of state-funded preschool programs at this time due to the pandemic.

The Kentucky General Assembly limited the Governor's executive authority to respond to COVID-19. In September 2021, the Kentucky General Assembly passed Senate Bill 1 (SB1), an act relating to the delivery of education and care for children and declaring an emergency. SB1 provides supports and flexibilities for schools during the pandemic. The state developed guidance to support school districts with implementation of SB1, which includes support for preschool students.

Using ARP State Set-Aside Funds, the Office of Special Education and Early Learning is implementing a project for delivering high-quality training and coaching to preschool through third grade (P-3) staff and administrators designed to improve learning outcomes of young children that were disproportionately impacted by the ongoing pandemic. The project will focus on the delivery and implementation of evidence-based practices, including the Council for Exceptional Children's Division of Early Childhood's Recommended Practices and High-Leverage Practices. Statewide trainers, coaches and technical assistance point of contacts are being hired to support this work. New staff will have strong backgrounds in areas such as early literacy, early mathematics, positive approaches to behavior and discipline, and high-quality preschool.

BACKGROUND

The Kentucky Preschool Program (KPP), launched in 1990, is available to 4-year-olds from low-income families, and 3- and 4-year-olds with disabilities. KPP programs operate half- or full-day, for at least 2.5 hours per day, four or five days per week. Income eligibility increased from 150% to 160% of FPL beginning with the 2015-2016 school year. Children who do not meet state eligibility requirements may still participate if there is space, but they are funded either by the school district or tuition rather than state dollars.

KPP is administered by the Kentucky Department of Education (KDE), Office of Special Education and Early Learning, Division of IDEA Implementation and Preschool, School Readiness Branch. Funds are distributed to school districts through a funding formula. Each of Kentucky's 171 school districts offered KPP services in 2020-2021. School districts may subcontract with private child care centers, Head Start programs, and special education providers to offer preschool services.

The KDE launched a grant program in 2016-2017 to encourage cooperative public/private partnerships between public school districts and child care providers to increase the number of Child Care Assistance Program (CCAP) eligible preschool children served in high-quality, full-day programs. High-quality is defined as achievement of three or more STARS in the state quality rating and improvement system (QRIS). All early childhood programs that receive public funds, including KPP, participate in the Kentucky All STARS quality rating system. The ECERS-3 was used to evaluate preschool classrooms during 2019-2020.

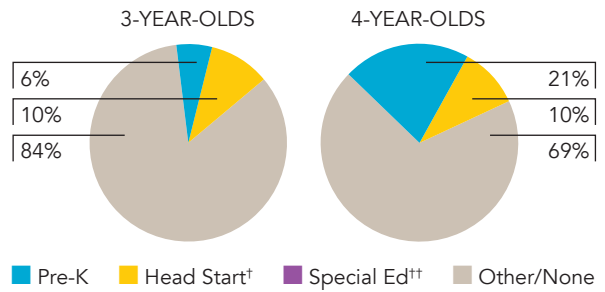
ACCESS RANKINGS		RESOURCE RANKINGS		TOTAL BENCHMARKS MET
4-YEAR-OLDS	3-YEAR-OLDS	STATE SPENDING	ALL REPORTED SPENDING	
25	16	26	19	8

KENTUCKY PRESCHOOL PROGRAM

ACCESS

Total state pre-K enrollment	15,424
School districts that offer state program	100%
Income requirement	160% FPL
Minimum hours of operation	2.5 hours/day
Operating schedule	School or academic year
Special education enrollment, ages 3 and 4	8,075
Federally funded Head Start enrollment, ages 3 and 4	11,928
State-funded Head Start enrollment, ages 3 and 4	0

PERCENT OF POPULATION ENROLLED IN PUBLIC ECE



† Estimates children in Head Start not also enrolled in state pre-K.
 †† Estimates children in special education not also enrolled in state pre-K or Head Start.

QUALITY STANDARDS CHECKLIST

POLICY	KY PRE-K REQUIREMENT	BENCHMARK	REQUIREMENT MEETS BENCHMARK?
Early learning & development standards	Comprehensive, aligned, supported, culturally sensitive	Comprehensive, aligned, supported, culturally sensitive	<input checked="" type="checkbox"/>
Curriculum supports	Approval process & supports	Approval process & supports	<input checked="" type="checkbox"/>
Teacher degree	BA	BA	<input checked="" type="checkbox"/>
Teacher specialized training	ECE, CD, ECE SpEd	Specializing in pre-K	<input checked="" type="checkbox"/>
Assistant teacher degree	HSD	CDA or equivalent	<input type="checkbox"/>
Staff professional development	24 hours/year (teachers); 18 hours/year (assistants); PD plans (public teachers only); Coaching (certified teachers)	For teachers & assistants: At least 15 hours/year; individual PD plans; coaching	<input type="checkbox"/>
Maximum class size	20 (3- & 4-year-olds)	20 or lower	<input checked="" type="checkbox"/>
Staff-child ratio	1:10 (3- & 4-year-olds)	1:10 or better	<input checked="" type="checkbox"/>
Screening & referral	Vision, hearing, health & more	Vision, hearing & health screenings; & referral	<input checked="" type="checkbox"/>
Continuous quality improvement system	Structured classroom observations; Data used for program improvement	Structured classroom observations; data used for program improvement	<input checked="" type="checkbox"/>

For more information about the benchmarks, see the Executive Summary and Roadmap to State Profile Pages.



RESOURCES

Total state pre-K spending	\$103,447,862
Local match required?	No
State Head Start spending	\$0
State spending per child enrolled	\$6,707
All reported spending per child enrolled*	\$11,804

* Pre-K programs may receive additional funds from federal or local sources that are not included in this figure.
 ** Head Start per-child spending includes funding only for 3- and 4-year-olds.
 *** K-12 expenditures include capital spending as well as current operating expenditures.

SPENDING PER CHILD ENROLLED

